






## BICYCLE SAFETY—WHAT YOU NEED TO KNOW

- Obey all traffic laws while riding your bike.
- According to the California Vehicle Code, every person riding a bicycle upon a street or highway has all the rights and is subject to all the duties applicable to the driver of a vehicle.
- On the Stanford campus *traffic regulations are strictly enforced*.
- You may be cited for:
  - Not stopping at stop signs
  - 
  - Riding on the wrong side of the road or on sidewalks
  - Having both ears covered while riding, one ear must be uncovered
  - Not having operable brakes on your bike or brakes that work properly
  - Not having the proper lights on your bike
  - Not yielding to pedestrians
  - Helmets are required for riders under 18 years of age—but everyone should wear one while riding, even for short trips, when most crashes occur
  - Parking a bike and restricting access for pedestrians and/or mobility impaired
  - Riding under the influence of alcohol and/or drugs
- **Cyclists are required by state law to use front white lights, rear red reflectors, pedal and side reflectors at night.** Additional lights—especially rear red flashers, reflectors, and light colored clothing are recommended.
- **Buy and wear a helmet.** They can greatly reduce the risk of head injury or death. But remember: even the best helmet has limitations and they don't prevent crashes. Defensive cycling is the key to bike safety.
- **Register your bike.** Bike registration provides legal proof of ownership. If your bike is lost or stolen the bike can be returned to you. Stanford Public Safety manages the bike registration program for the campus.

### STANFORD ROUNDABOUTS

on Campus Drive  
Bowdoin • Escondido • Santa Teresa • Serra

GET AROUND SAFELY		<b>Motorists</b>	<b>SLOW</b> when approaching the roundabout. <b>YIELD</b> to pedestrians, vehicles and bicycles.
		<b>Cyclists</b>	<b>WALK</b> your bike in the crosswalk <b>OR</b> <b>RIDE</b> your bike in the roundabout. <b>YIELD</b> to vehicles and bicyclists in the roundabout.
		<b>Pedestrians</b>	<b>CROSS</b> at crosswalks. Watch for vehicles and bicycles. <b>PROCEED</b> only when traffic is stopped or clear.

Locations, tips and videos:  
[roundabout.stanford.edu](http://roundabout.stanford.edu)

roundabout.stanford.edu